

**NOTES**

- CABLE ENTRIES:  
1x 20.5Ø HOLE PROVIDED.
- POWER TERMINATION:  
CONNECTION IS MADE VIA EEx e TERMINALS.
- HEATER MOUNTING:  
HEATER IS ORIENTATED FOR FLOOR MOUNTONG BY MANUFACTURER AND MUST BE USED IN DESIGNATED ORIENTATION ONLY. FOR WALL MOUNTING 'L' SHAPED MOUNTING BRACKETS MUST BE USED.
- HEATER SPECIFICATION :  
II2G EEx e II T3 INCREASED SAFETY HEATER EN50014 & EN50019.
- FOR WIRING DIAGRAM SEE SHEET 2 OF THIS DRAWING.

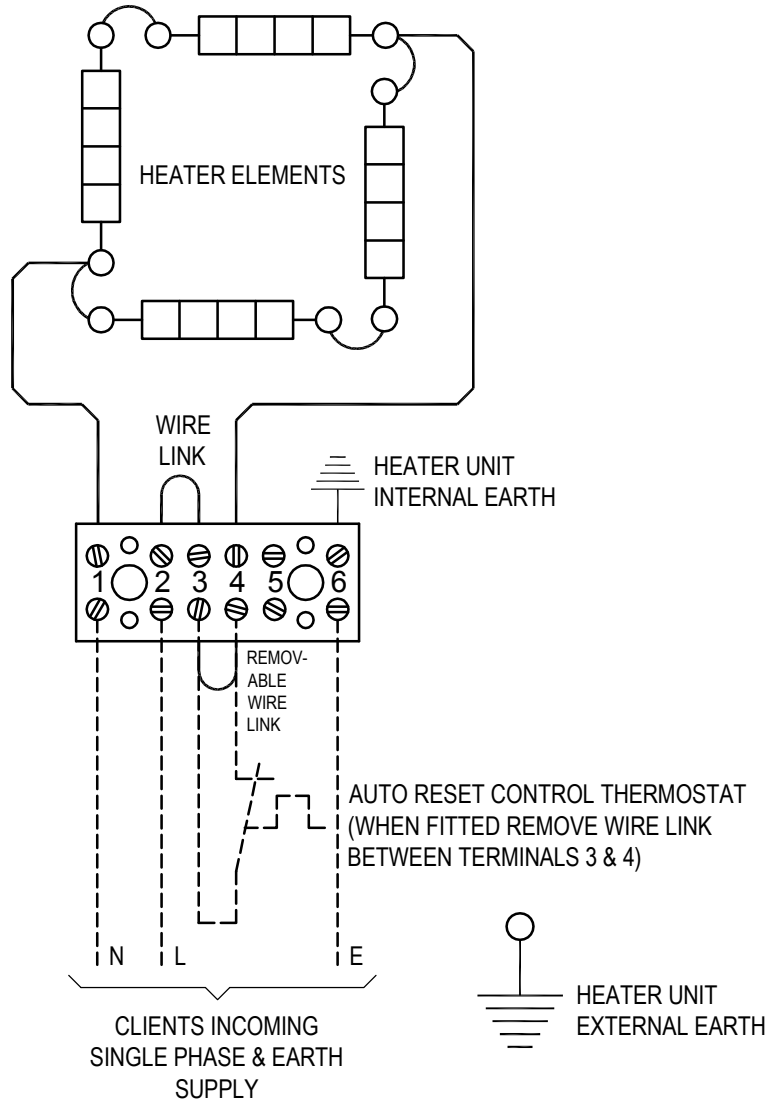
ITEM	MODEL	STOCK CODE	WATTS	VOLTS	DIM 'A'	DIM 'B'	WEIGHT
1	FAW-C-250	S63000003	250	240	350	282	5kg
2	FAW-C-500	S63000001	500	240	350	282	6kg
3	FAW-C-750	S63000004	750	240	615	545	6kg
4	FAW-C-1000	S63000002	1000	240	615	545	9kg
5	FAW-C-250	S63000101	250	110	350	282	5kg
6	FAW-C-500	S63000102	500	110	350	282	6kg
7	FAW-C-750	S63000103	750	110	615	545	6kg
8	FAW-C-375	S63000104	375	110	350	282	7kg

NO MODIFICATIONS PERMITTED WITHOUT THE APPROVAL OF THE QA MANAGER. DOES THIS CHANGE AFFECT ANY CERTIFICATION OR CERTIFICATE SCHEDULE DRAWING? IF YES, RECORD THE DCN No. IN THE COLUMN TO THE RIGHT.	YIN/DCN No.	1	FIRST ISSUE	16/09/03	MJP	RW	RW
	CERTIFIED PRODUCT	REV.	COMMENTS	DATE	DRWN	CHKD	APPR




THIS DRAWING IS THE COPYRIGHT AND PROPERTY OF  
**HEATEX LTD**  
NORFOLK ENGLAND

Certificate No. FM 26078

SCALE NOT TO SCALE		ALL DIMENSIONS IN MILLIMETRES UNLESS OTHERWISE STATED		TITLE	
3rd ANGLE PROJECTION		DO NOT SCALE!		FAW-C SERIES HAZARDOUS AREA AIR WARMER GENERAL ARRANGEMENT	
TOLERANCES UNLESS OTHERWISE STATED		IF IN DOUBT, ASK!		STOCK CODE No. SEE TABLE	
0	: 1.5mm	WHERE ELECTRONIC DOCUMENTS ARE SUPPLIED, THE END PRODUCT MUST CONFORM TO THE PAPER ORIGINAL.		HEATEX DRAWING No.	
0.0	: 0.5mm	PRODUCT		SHEET No.	
0.00	: 0.25mm	F		REV	
0.000	: 0.1mm	PRODUCT: FAW-C SERIES HAZARDOUS AREA AIR WARMER		3010-03-S1 01 of 02 01	
ANGULAR	: 2'	FORMAT: AutoCAD 2000			



**FAW-C SERIES HEATER WIRING DIAGRAM**

NO MODIFICATIONS PERMITTED WITHOUT THE APPROVAL OF THE QA MANAGER.  DOES THIS CHANGE AFFECT ANY CERTIFICATION OR CERTIFICATE SCHEDULE DRAWING?  IF YES, RECORD THE DCN No. IN THE COLUMN TO THE RIGHT.	SYNDCN No.								 <a href="http://www.exheat.com">www.exheat.com</a>	THIS DRAWING IS THE COPYRIGHT AND PROPERTY OF <b>HEATEX LTD</b> NORFOLK ENGLAND   Certificate No. FM 26078	SCALE: NOT TO SCALE 3rd ANGLE PROJECTION 	ALL DIMENSIONS IN MILLIMETRES UNLESS OTHERWISE STATED  DO NOT SCALE!  IF IN DOUBT, ASK!	TITLE <b>FAW-C SERIES HAZARDOUS AREA AIR WARMER WIRING DIAGRAM</b>
	CERTIFIED PRODUCT	1 REV.	FIRST ISSUE COMMENTS	16/09/03 DATE	MJP DRWN	RW CHD	RW APPR	TOLERANCES UNLESS OTHERWISE STATED 0 : 1.5mm 0.0 : 0.5mm 0.00 : 0.25mm 0.000 : 0.1mm ANGULAR : 2°			WHERE ELECTRONIC DOCUMENTS ARE SUPPLIED, THE END PRODUCT MUST CONFORM TO THE PAPER ORIGINAL.	STOCK CODE No. SEE TABLE <b>3010-03-S1</b>	SHEET No. <b>02</b> REV <b>01</b>